

Your life. *In motion.*

**CTINGAL**

*A Powerful Treatment for  
the Pain of Osteoarthritis*

Physician Brochure | Product information



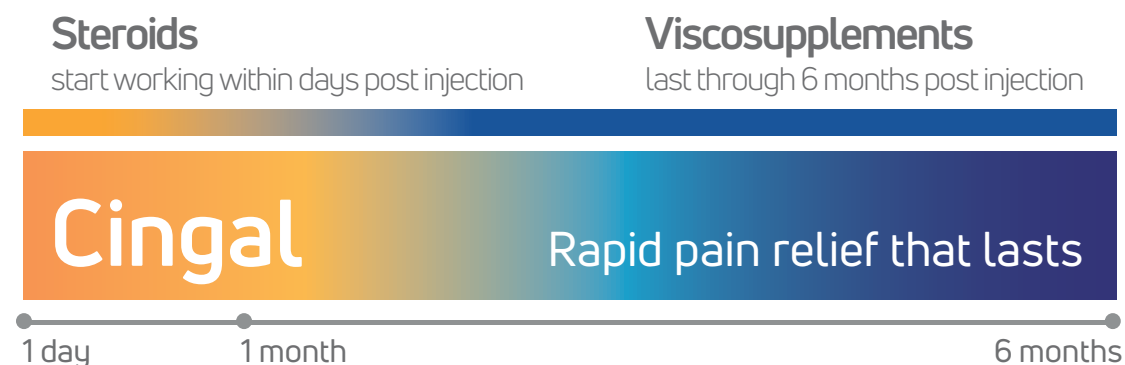
# Only Cingal<sup>®</sup>

Cingal combines Anika's proprietary cross-linked hyaluronic acid formulation, with proven effects through 6 months, with a well-established FDA approved steroid.

**Triamcinolone Hexacetonide (steroid)** injections have been used for over 45 years for their potent anti-inflammatory effects, to reduce pain quickly and allow earlier motion. While steroids provide rapid pain relief, the effects are typically short lived.<sup>1,2,3</sup>

**Hyaluronic acid (HA)** is a naturally occurring biocompatible molecule found throughout the body and is a vital component of healthy joint and tissue function. HA viscosupplements have been used for more than 25 years to reduce pain associated with osteoarthritis (OA) and improve viscoelastic properties of the synovial fluid. While traditional HA injections can deliver long lasting pain relief, the patient does not typically experience the peak effects until 8 weeks after the final injection.<sup>1,2,3,6</sup>

**Only Cingal** works by combining the best of fast acting steroids with a long-lasting viscosupplement to deliver rapid pain relief proven to last through 6 months.

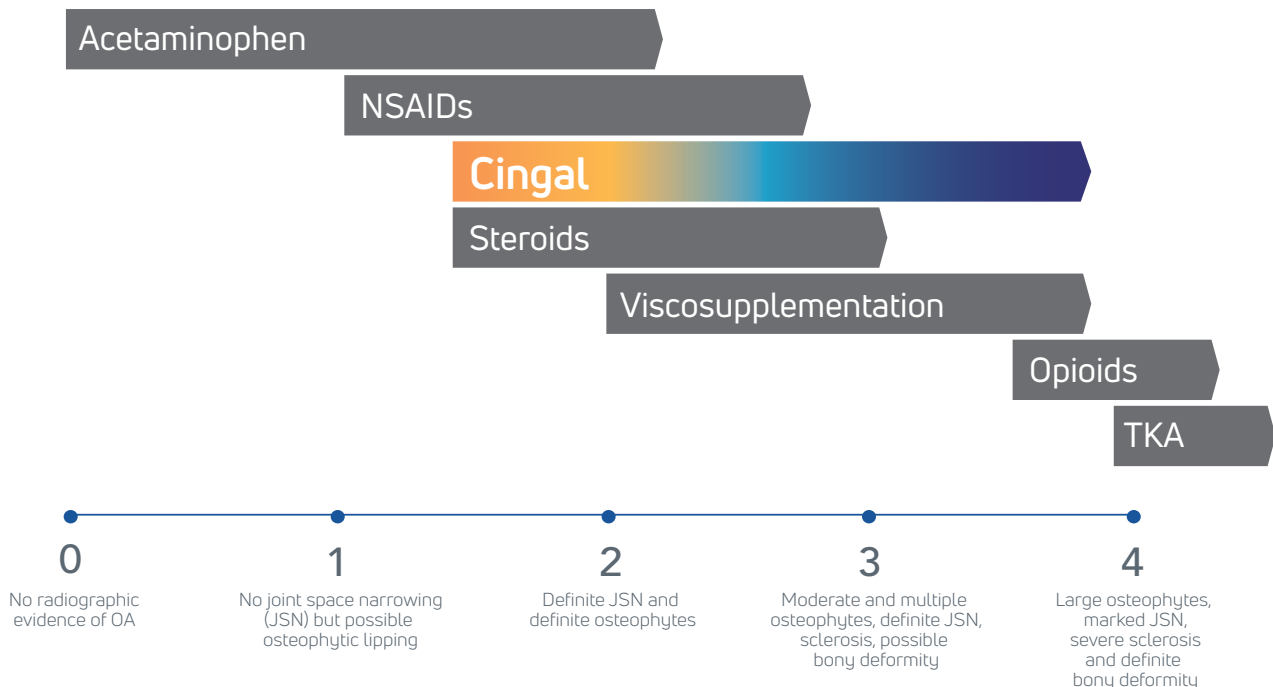




# The science behind Cingal<sup>®</sup>

Micronized particles of the water-insoluble steroid are suspended in the viscoelastic HA gel and reside within Cingal as a separate solid phase. Both the HA and steroid remain unchanged by incorporation into the Cingal formulation and by sterilization.<sup>4</sup>

**Cingal** extends the proven benefits of Anika's proprietary high concentration cross-linked hyaluronic acid formulation to a broader range of patients across the spectrum of osteoarthritis management.



Kellgren & Lawrence classification system of knee osteoarthritis severity

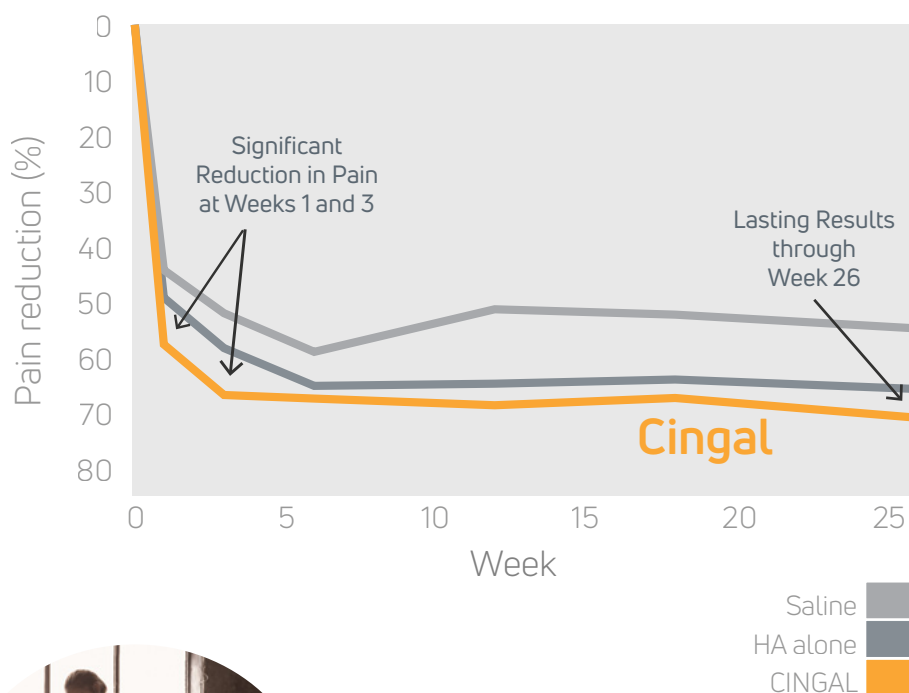


## Fast acting. Long lasting.

Cingal is a powerful, first in class treatment that combines the proven benefits of Anika's proprietary high concentration cross-linked hyaluronic acid formulation, approved for long-term pain relief, with a well-established FDA-approved steroid to treat inflammation.

This unique combination provides rapid pain relief that lasts through 6 months.

**Cingal** was superior to saline at 26 weeks in WOMAC Pain score delivering a **72%** (-42.4mm) improvement relative to baseline

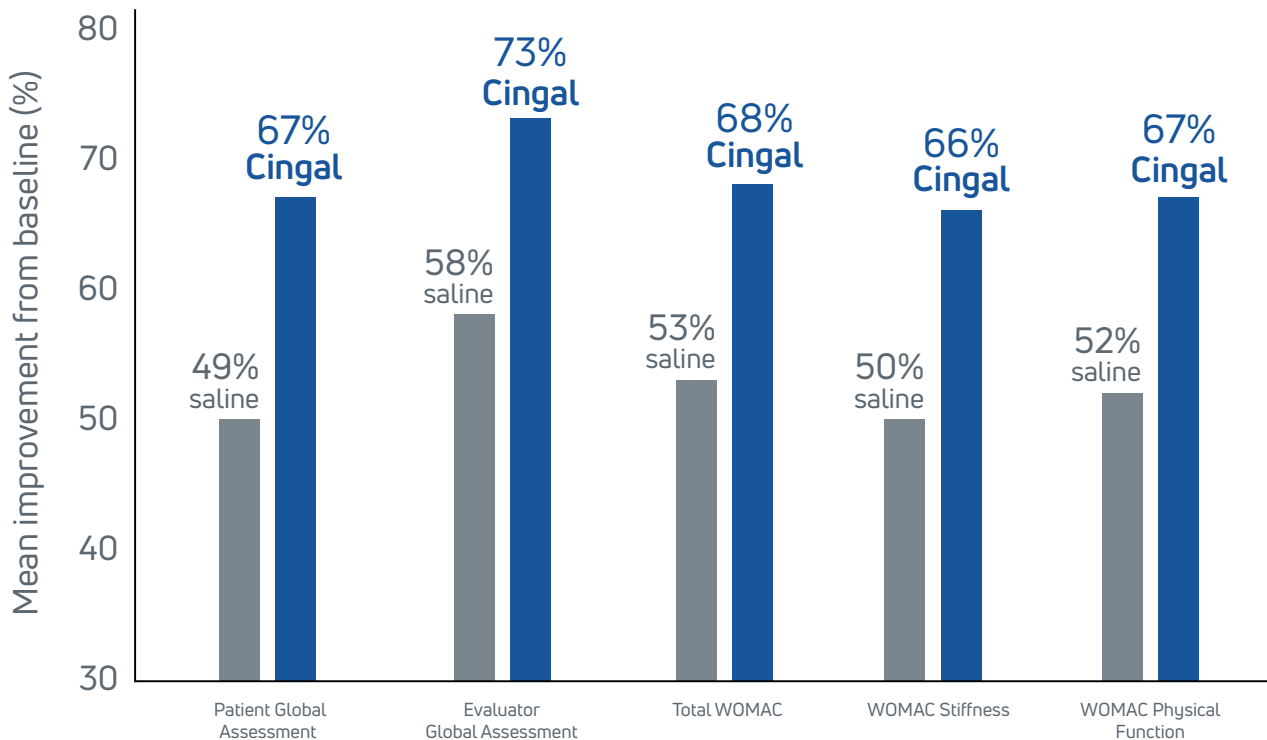


- **Cingal delivers faster pain relief compared to HA without steroid**, providing statistically significant reduction in pain at Weeks 1 and 3 relative to HA viscosupplement or saline.<sup>5</sup>
- **Cingal patients experienced long lasting pain relief**, providing statistically significant reduction in pain through Week 26 relative to saline.<sup>5</sup>



# Clinically Proven

Cingal shows highly statistical improvement compared to saline at all secondary endpoints at 26 weeks



- Cingal demonstrated clinically significant improvement over saline from the evaluator and patient perception<sup>5</sup>
- Cingal was superior to saline in all WOMAC assessments<sup>5</sup>

## THE CINGAL BENEFITS

- Fast acting pain relief
- Long lasting pain relief
- Convenient single-injection treatment
- Highly concentrated, non-animal based HA
- Safe and effective

## THE CINGAL PATIENT

- Demands quick results
- Prefers a single visit treatment
- Wants to remain active
- Looks to delay reconstructive surgery

# The first and only combination HA + steroid



## Description

Cingal is a novel combination HA plus steroid single-injection treatment for the pain associated with osteoarthritis. Cingal combines the high molecular weight cross-linked hyaluronic acid (HA) formulation of Monovisc® with a corticosteroid for additional short-term pain relief.

## Indications

Cingal is indicated as a viscoelastic supplement or a replacement for synovial fluid in human knee joints. Cingal is well suited for rapid and long term relief of the symptoms of human knee joint dysfunctions such as osteoarthritis. The actions of Cingal are long term relief of symptoms by lubrication and mechanical support supplemented by short-term pain relief provided by triamcinolone hexacetonide.

## Directions For Use

The pre-filled syringe is intended for single use only. The contents of the syringe should be used immediately after opening. Discard any unused Cingal. Do not resterilize.

Store at 2 to 25°C. Protect from freezing. Refrigerated Cingal should be allowed to reach room temperature (approx. 20-45 min.) prior to use.

Only medical professionals trained in accepted injection techniques for delivering agents into the knee joint should inject Cingal for the indicated use.

## Contents

The product contains 22 mg/mL high molecular weight cross-linked hyaluronic acid produced from bacterial fermentation, 4.5 mg/mL triamcinolone hexacetonide.

## How Supplied

Cingal is supplied as a 4 mL unit dose in a terminally-sterilized 5 mL glass syringe.

Refer to the Instructions for Use for complete product information



**Anika Therapeutics, Inc.**  
32 Wiggins Ave, Bedford, MA, USA  
[www.anikatherapeutics.com](http://www.anikatherapeutics.com)

©2020 Anika Therapeutics, Inc. | 06/20 | AML 900-065/C  
Anika and Cingal are registered trademarks of Anika Therapeutics, Inc.  
The information contained in this document applies exclusively to territories outside of the USA

## REFERENCES

1. Bellamy N, et al. Intraarticular corticosteroid for treatment of osteoarthritis of the knee. Cochrane Database Syst Rev. 2006 Apr 19;(2):CD005328.
2. Ozturk C, et al. The safety and efficacy of Intra-articular hyaluronan with/without corticosteroid in knee osteoarthritis: 1-year, single-blind, randomized study. Rheumatol Int. 2006 Feb;26(4):314-9.
3. de Campos GC, et al. Adding triamcinolone improves viscosupplementation: a randomized clinical trial. Clin Orthop Relat Res. 2013 Feb;471(2):613-20.
4. Anika data on file
5. Hangody L, et al. Intraarticular Injection of a Cross-Linked Sodium Hyaluronate Combined with Triamcinolone Hexacetonide (Cingal) to Provide Symptomatic Relief of Osteoarthritis of the Knee. Cartilage 2017 May; doi: 10.1177/1947603517703732.
6. Bannuru R, et al. Therapeutic trajectory following intra-articular hyaluronic acid injection in knee osteoarthritis - meta-analysis. Osteoarthritis and Cartilage 19 (2011) 611-619.